



# Introduction to FME Desktop

Slides: [fme.ly/iduc](https://fme.ly/iduc)



**Sam Walker, Ph.D.**

Team Lead, Customer Education



**Mark Ireland**

FME Evangelist





# *Overview*



# Start Your Journey

Request a virtual machine (scroll down): [fme.ly/uctraining](https://fme.ly/uctraining)

Training machine credentials:

Administrator / FMElearnings#1

The FME Server credentials:

admin / FMElearnings





# Agenda

*9:00 - 10:30 am*

Why Data Integration?


Connect to Data

*10:30 - 10:45 am*

Coffee Break

*10:45 am - 12:15 pm*

Transform Data







# Material

## FME Academy “trail”: Integrate Data with the FME Platform





# FME Academy

<https://community.safe.com/s/academy>

- FME learning platform
- Free with FME Community account
- Earn badges by signing in and completing quizzes
- Sign in or create an FME Community account







Log In

Sign Up



LOG IN WITH GITHUB



LOG IN WITH GOOGLE



LOG IN WITH LINKEDIN

or



name@company.com



your password

Don't remember your password?

LOG IN >



[Today](#)[Trails](#)[Modules](#)[Trailmixes](#)

## Trails: follow guided learning paths

Trails are guided learning paths through modules and projects that help you cover the most ground in the shortest amount of time. Consider them your personal game plan for exploring new skills.

Find the right trails for you [Clear filters](#)

Showing 5 trails out of 5



+2,100 points

Trail

### Integrate Data with the FME Platform

Gain value from data by connecting applications, transforming data, and automating common workflows.



~3 hrs 35 mins



+1,250 points

Trail

### Integrate Spatial Data

Unlock the power of your spatial data with FME. Learn the basics of spatial data and conducting basic spatial analysis.



~2 hrs 5 mins



Trail

### Publish Workflows to the Cloud

Save time and create enterprise integration workflows with FME.





## Quiz

+100 points

Time Estimate

🕒 About 10 mins

### Topics

Learning Objectives

Powering the Flow of Data

What is FME?

Breaking Down Data Silos

The Value of Spatial Data  
Integration

Challenge

+100 points

### 1 Which kind of platform is FME?

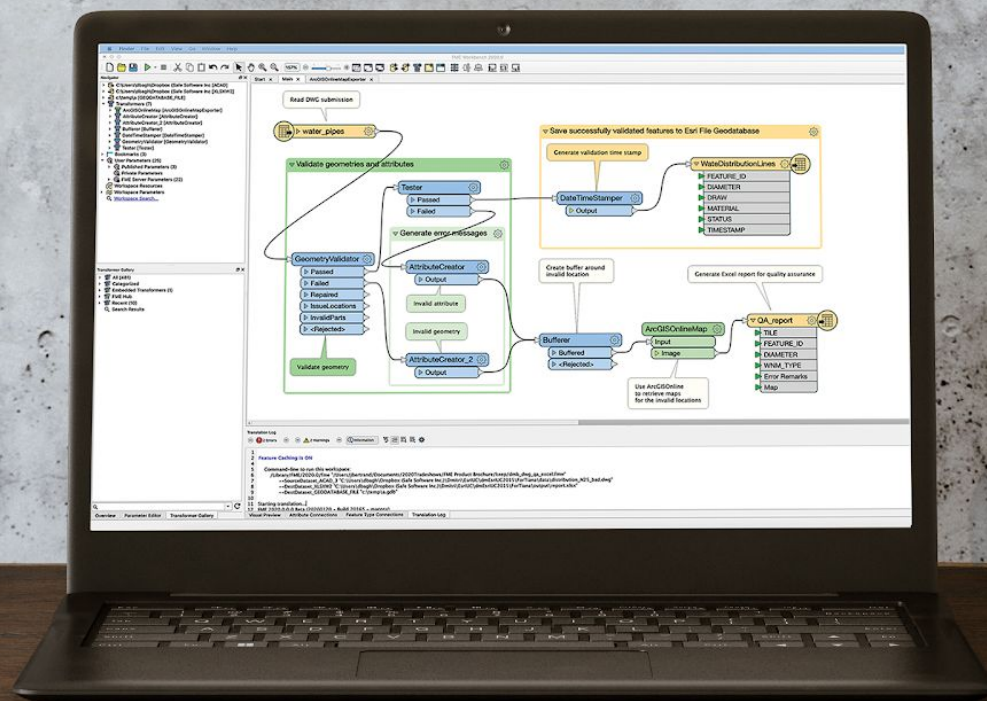
- ☐ A Data governance
- ☐ B Blockchain
- ☐ C Customer relationship management (CRM)
- ☐ D Data integration

### 2 Which of the following is not an example of a data silo?

- ☐ A AutoCAD drawing datasets stored on a single CAD technician's computer.
- ☐ B Excel files of budgeted financial statements stored on a network drive shared by a few members of an Accounting department.
- ☐ C An asset management system with data only accessible by members of the facilities management team.
- ☐ D All the spatial data used by an organization stored in a single cloud database, integrated with other systems where necessary.



# Exercise





# *Why Data Integration?*





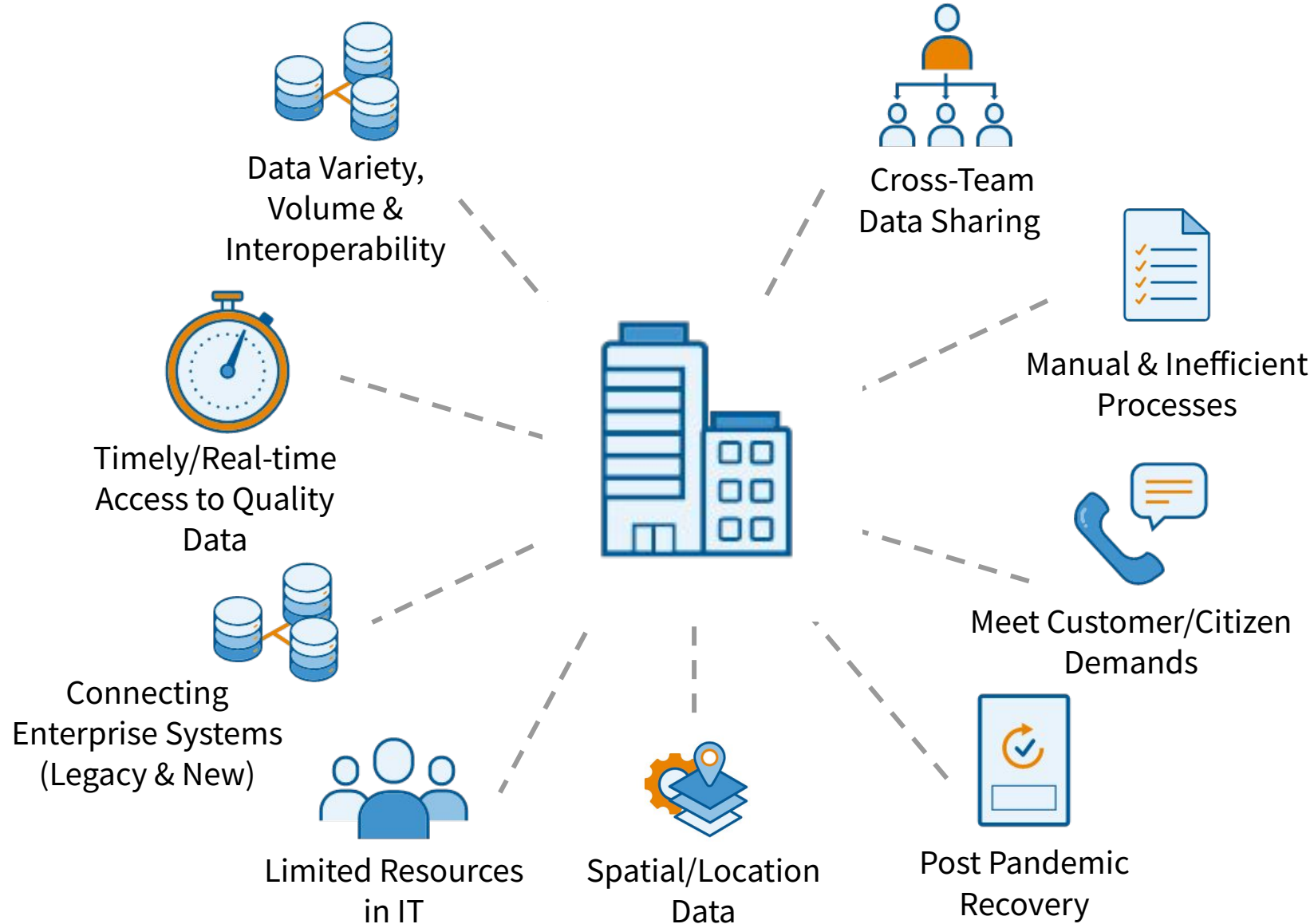
# The FME<sup>®</sup> Platform

*Run Your Business on Data*





# Challenges Facing Organizations Today



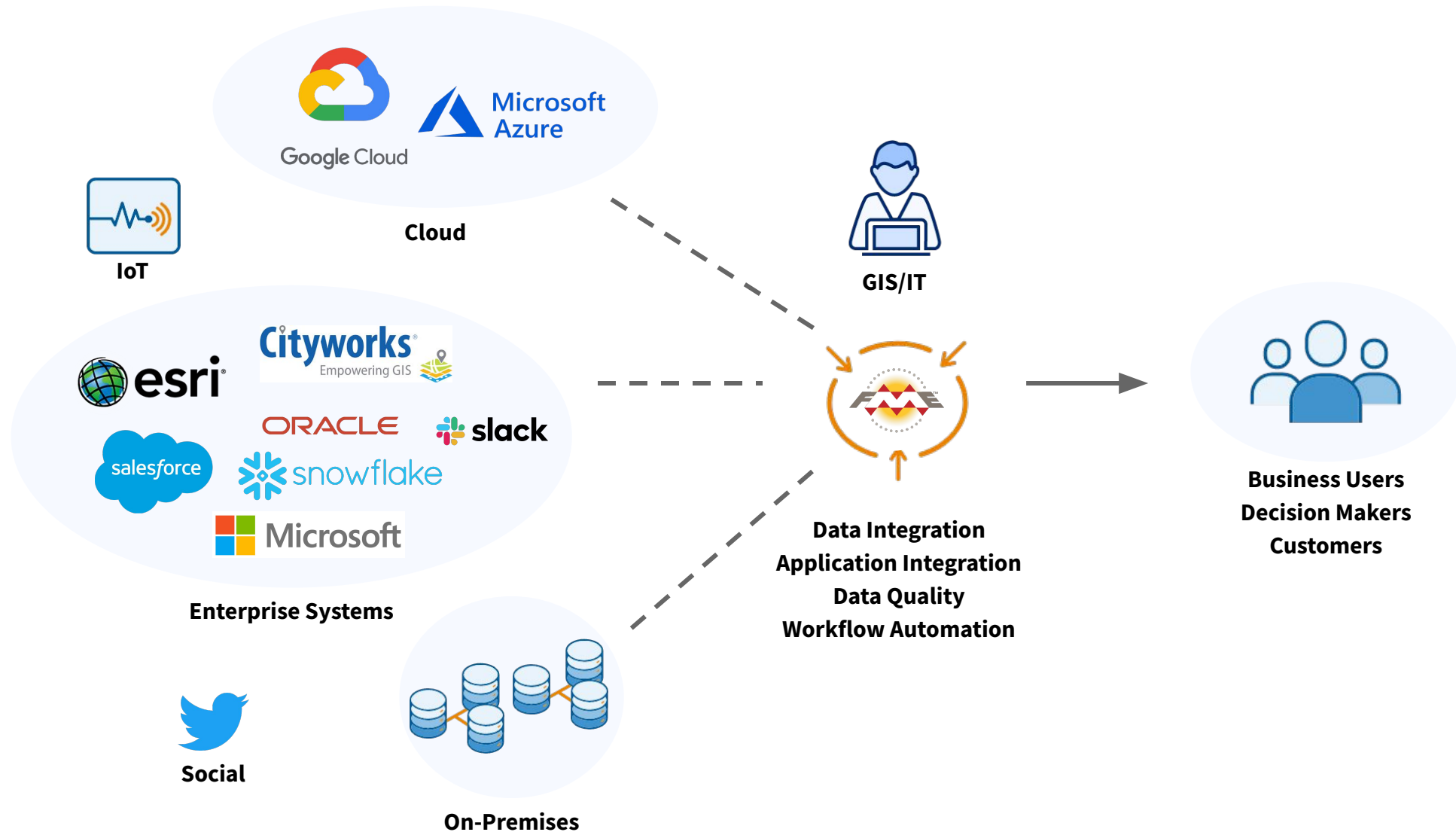


**Data is the most critical business asset for any organization.**

Serve your customers better with data-driven decisions.



# Solution: Enterprise Integration





# Our Mission

To help you maximize the value of data.



# Our Technology Partners



Google Cloud  
Partner



Microsoft



teradata.



and many more...

# Our Key Markets



Utilities



Government



Energy



AEC



Commercial



Telecom



Transportation



and more...



# Our Customers



[safe.com/customers](https://safe.com/customers)

and many more...

# Supported Enterprise Business Systems

## Asset Management



## Business Intelligence



## Database & Data Warehouse



## Open Data



and many more...





# Our Strength

We bring the power of spatial data  
to your decision making.



# The Importance of Spatial Data

Leverage Location to Power Strategic Decision Making




# The Rise of Spatial Data

The value of Spatial Data is recognized by more and more vendors.



And many more....

# Spatial Data Optimizes Business Decisions



## Drive Sales with Customer Location

- Understand customer behaviours
- Deliver personalised promotions
- Drive store traffic and purchases



## Improve Operations with Asset Location

- Track asset location & condition
- Predict maintenance
- Improve workforce coordination



## Increase Situational Awareness with Event Location

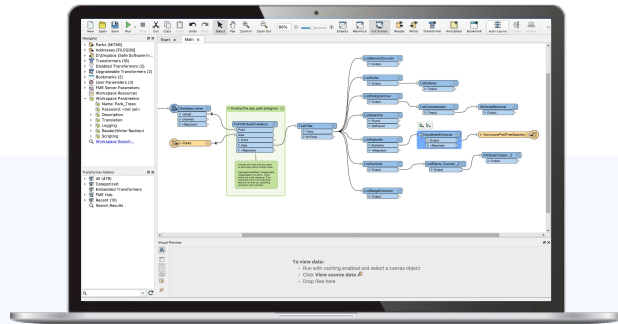
- Track people, places & resources
- Improve disaster response and recovery
- Improve workplace safety



# FME® Enterprise Integration Platform

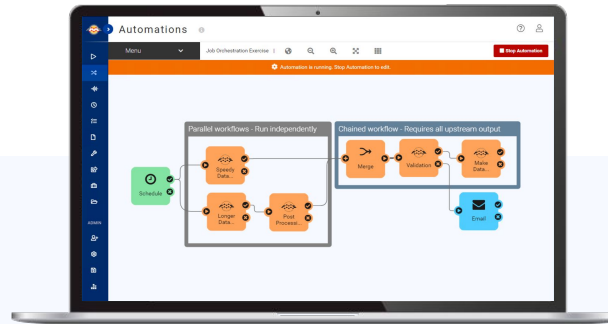


*The **only** Enterprise Integration Solution with comprehensive support for Spatial Data*



## FME Desktop

Build & Run Data Workflows



## FME Server

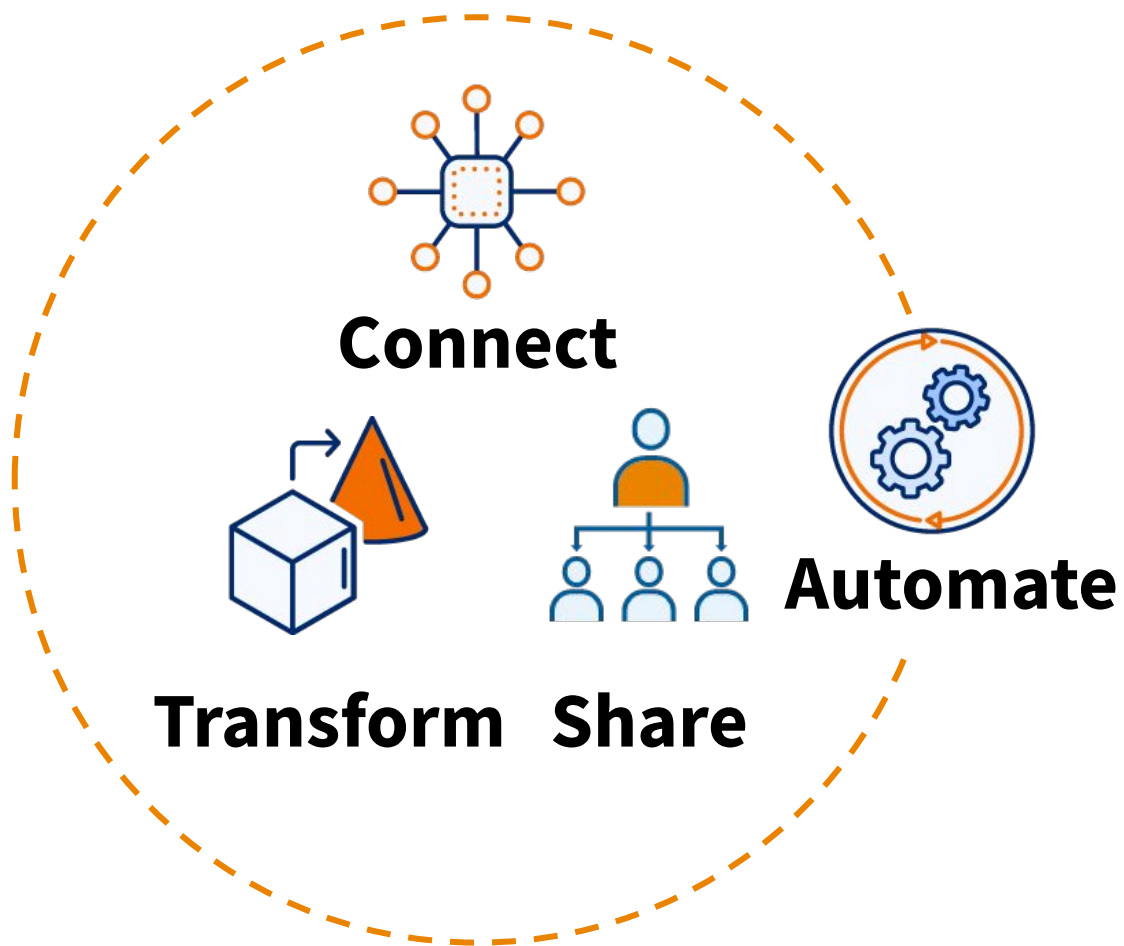
Automate Data Workflows  
Can be hosted on **FME Cloud**



## FME Mobile

Deliver the Power of  
FME to Mobile

*Powering your dataflows **on premises, in the cloud, and on mobile***

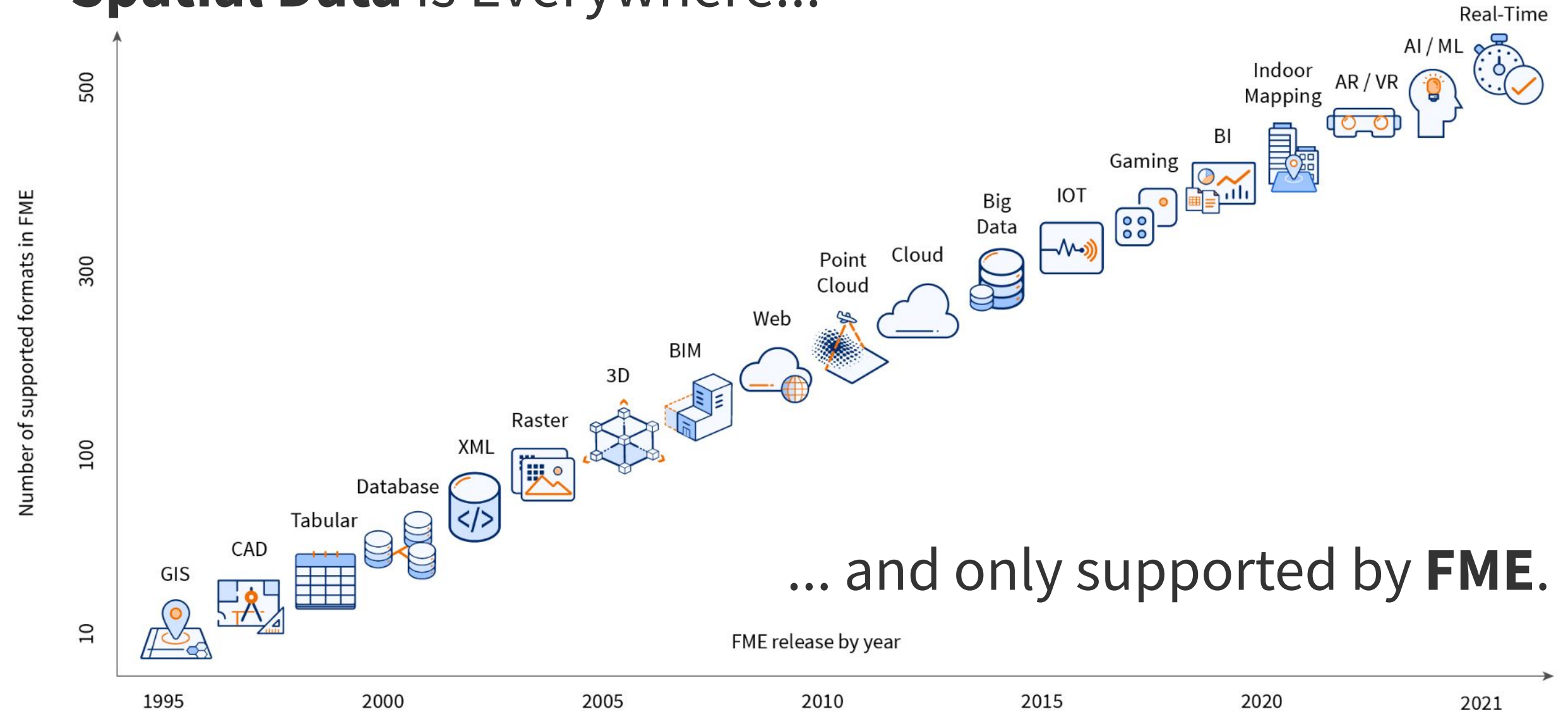


## Power your business decisions with enterprise integration and no-code automation.

- Connect data across **450+ systems** including geospatial data, big data, and real-time data
- Combine, restructure, and transform your data with over **500+ transformers**
- Automate your data workflows including **batch, event-based, and stream processing**.
- Improve data accessibility and sharing with **self-serve apps**
- Scale to your organization's needs with **flexible, secure, and platform-agnostic deployment**

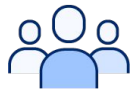


# Spatial Data is Everywhere...



... and only supported by **FME**.

# We're all about Free Resources



## FME Community

+19,000 Global Users

- Join discussions with Safers and other FME users
- Submit ideas for FME



## Knowledge & Training

Learn FME

- Live online training
- FME Academy
- Articles & tutorials



## FME Hub

Discover More

- Access transformers, templates, connectors, and more



## Technical Support

Report a Problem

- Ask how-to questions on FME Community Forums
- Support cases

When in doubt, ask us on **Live Chat!**



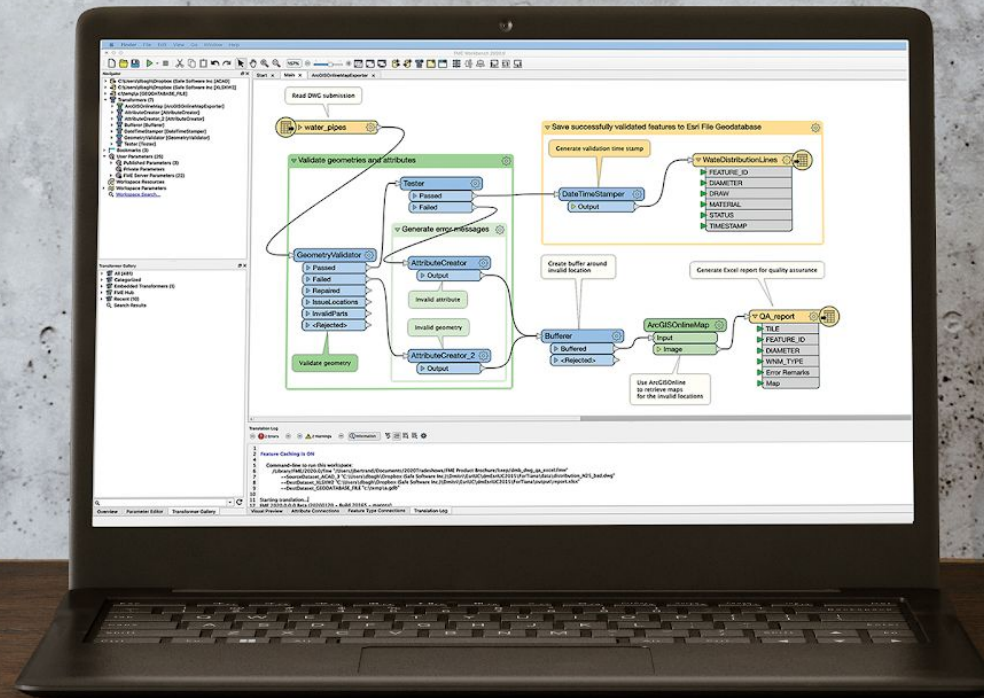
*"FME sets the standard for **support** and is the **leader** by far". - Brad*

*"Very helpful and went **above and beyond** to help find a solution to my request! A+" - Justin*





# Quiz





# Exercises

- FME Academy has download links for workspaces
- But they are already on your virtual machine
  - C:\FMEData2022\Workspaces
- We recommend having FME Academy open on your own computer (not virtual machine), so you can easily keep working on the quizzes after the course
- Use the starting workspaces on your Strigo machine when instructed



*Connect to Data*

*Transform Data*

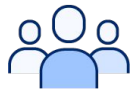


# Wrap-Up

Don't forget to finish your quizzes and earn your badge.

The last module, Automate Workflows, shows you how to use FME Server to save time and money. Finish it to complete the trail!

# We're all about Free Resources



## FME Community

+19,000 Global Users

- Join discussions with Safers and other FME users
- Submit ideas for FME



## Knowledge & Training

Learn FME

- Live online training
- FME Academy
- Articles & tutorials



## FME Hub

Discover More

- Access transformers, templates, connectors, and more



## Technical Support

Report a Problem

- Ask how-to questions on FME Community Forums
- Support cases

When in doubt, ask us on **Live Chat!**

*"FME sets the standard for **support** and is the **leader** by far". - Brad*

*"Very helpful and went **above and beyond** to help find a solution to my request! A+" - Justin*







# Thank you!

**Please fill out the feedback survey.**

**Have product feedback? Visit the UX team at their booth this week.**